

Natural Beekeeping In Horizontal Hives

2-day seminar with *Dr. Leo Sharashkin*

March 24–25, 2018 • Rockbridge, Missouri

at Rockbridge Trout Ranch
Rockbridge, MO 65773

\$399 (\$299 for 2 or more people)
Register at: HorizontalHive.com


Keeping bees can be simple, healthful, and rewarding. Dr. Leo shares time-honored methods that take the sting out of beekeeping and make it fun and accessible to all. The visually-rich presentations include step-by-step instructions, hive demonstration, and free hive plans.

Beginner beekeepers – or those just contemplating having bees – will receive a robust working understanding of all aspects and options of the natural approach. Experienced beekeepers – from backyard hobbyists to commercial – who seek ways to keep their bees treatment-free with minimal intervention and expense will glean a swath of ideas that can be applied to their existing operations.

"Dr Leo taught a class that was totally dynamite! Amazingly awesome trouble free way to keep bees that manages them so in tune with nature."

— unsolicited comment on Facebook

Dr. Leo Sharashkin is editor of *Keeping Bees With a Smile: A Vision and Practice of Natural Apiculture*, a comprehensive resource on keeping bees naturally in horizontal hives. He is contributor to *American Bee Journal*, *Bee Culture*, *The Beekeepers Quarterly* (UK), *Acres USA*, and speaks internationally on sustainable beekeeping, organic growing, and Earth-friendly living. He holds a PhD in Forestry from the University of Missouri and a Master's in Natural Resources from Indiana University. Author of world-renowned research in sustainable agriculture, he lives with his wife and four children on a forest homestead in the Ozarks in southern Missouri where they catch swarms and raise bees in a variety of low-maintenance, easy-to-build horizontal hives. See HorizontalHive.com



Program highlights

- In-depth understanding of how bees live in nature.
- Keep bees naturally without interfering in their lives.
- Start an apiary *for free* by attracting local bee swarms.
- How to build low-maintenance bee-friendly hives.
- Horizontal hive models and their advantages.
- Complete how-tos of horizontal hive management.
- Keep colonies healthy & strong without any drugs.
- The ideal frame: how deep is deep enough?
- Help bees overwinter successfully in any climate.
- Foundation frames vs. foundationless natural comb.
- Natural swarming – boon or bane?
- Simplified beekeeping: one-box hive, no feeding, no heavy lifting, no queen excluders, no requeening.
- Produce truly natural honey for yourself and for sale.
- Help reverse bee decline & restore landscapes.
- "Pulling honey is all I do." One hive visit per year.
- And much more!

"All the best things in life are free. Bees are no exception."

Comments from previous workshops

"This was the greatest experience I've ever had at a seminar. I feel so much more intelligent regarding bees and feel like I received a lifetime of beekeeping knowledge."
– *Linn, Missouri*

"I am in shock of the value I have received! It was well worth driving over 2000 km." – *Rich, Vancouver, Canada*

"I feel like a born-again beekeeper." – *Paul, California*

"Beautifully presented. Masterful in every way. Sense of humor. Like explosion of enlightened information. The best workshop on any topic I've EVER attended! Thank you so much for the fantastic presentation."
– *Jill, Los Angeles, California*

"I have never seen an instructor as welcoming, respectful and grounded as Dr. Leo. He is extremely knowledgeable about what he is presenting. The way the workshop flowed was effortless and extremely enjoyable."
– *Michelle*



**"A valuable guide for independent-minded beekeepers."
– Thomas D. Seeley, author of *Honeybee Democracy***

Keeping Bees With A Smile

A vision and practice of
natural apiculture



Fedor Lazutin

Dr. Leo Sharashkin's Natural Beekeeping Workshop

DAY 1

8:00 Registration opens

9:00 Welcome & Mutual introduction

9:30 **SESSION 1: BEES - THE BEGINNING OF NATURAL BEEKEEPING**

- Truths & myths about Natural Beekeeping
- How honeybees live in nature.
- How we can mimic bees' natural ways.
- Backyard and commercial Natural Beekeeping.
- Bee biology & ecology, and how it affects beekeeping choices:
 - Colony structure: queen, workers, drones.
 - Comb building & Nest architecture.
 - Communication & Collective intelligence.
 - Foraging and other tasks. Local honeyflows.
 - Propagation and swarming.
 - Colony development cycles.

10:45 break

11:10 **SESSION 2: SWARM TRAPPING, LOCAL BEES, AND GENETICS**

- Natural swarms.
- Swarm traps / Bait hives – best designs & keys to successful use.
- Catching swarms using swarm traps: how, where, when.
- Honeybee races. Local bees. Improving bee genetics.
- Collecting swarms. Removing bees from structures.
- Queens.

12:30 lunch break

1:45 **SESSION 3: HIVE DESIGN**

- What is an ideal hive?
- History and evolution of hive models.
- Hive choices depending on your climate and priorities:
 - Hot / Moderate / Cold climates
 - Honey production / Pollination / Bee welfare
 - Stationary / Migratory
 - Small scale / Medium scale / Large commercial
- How to build low-maintenance hives that respect bees' needs.
- Choice of materials. Insulation. Ventilation.
- Design options, sizes, and layouts.
- Frames: foundation vs. foundationless; top-bar vs. frames.
- Frame designs and construction.

2:45 break

3:00 **SESSION 4: APIARY VISIT & WOODWORKING**

- *Apiary visit – see horizontal hives in action, inside & out!*
- Hive building principles and techniques. Tools and equipment.
- Frame assembly, wiring, and waxing.

6:00 adjourn

Register at: HorizontalHive.com

DAY 2

9:00 Introduction

9:15 SESSION 5: COLONY MANAGEMENT - SPRING & SUMMER

- Spring inspection – when, what to look for, what to (not) do.
- Spring buildup – nest expansion vs. bee health.
- Swarming. Collecting and hiving swarms. Artificial increase options.
- Queen rearing overview.
- Main honeyflow.
- Late swarms. Uniting swarms. Adding swarms to existing hives.

10:30 break

10:55 SESSION 6: MANAGEMENT - FALL, WINTER. PESTS & DISEASES.

- Fall honey harvest. Extraction, extractor models. Packing and storage.
- Winter preparations and wintering.
- Diseases. Pests. Varroa mites. Small hive beetles.
- Mice, possums, and bears.
- Treatment-free beekeeping – keys to success; short-term vs. long-term.

12:15 lunch

1:30 SESSION 7: NECTAR AND POLLEN PLANTS

- Bee forage needs: how much, what, and when.
- Monoculture vs. biodiversity: what it means for bees and honey quality.
- Native and non-native plants.
- Nectar plants: annuals, biannuals, perennials, shrubs, trees.
- Planting nectar and pollen trees & shrubs.
- Planting annual and perennial flowers.
- Migratory beekeeping.

2:45 break

3:10 SESSION 8: HONEY AND HIVE PRODUCTS. MARKETING.

- Making a living doing Natural Beekeeping – yes, that's totally feasible.
- Marketing: how to sell honey for \$20/lb... or more!
- Honey. Comb honey. Cappings.
- Dark comb honey. Bee bread. Bee pollen.
- Wax – harvesting & processing. Wax uses. Making your own foundation.
- Propolis. Bee venom. Royal jelly. Brood. Die-off.
- Selling bees, queens, hives, nectar plants. Apiary visits & honey tours.
- Entrepreneurship: flourishing families, communities, and landscapes.

4:25 break

4:50 SESSION 9: HONEY FOR LIFE: BEE WORLD, HUMAN WORLD

- What can we learn from the bees? Main insights to inspire your daily life.
- Visions of the future of bees and humanity.
- Can we build a cooperative society & restore the Earth?
- Questions and Answers. Discussion. Thanks & farewells. Course evaluation.

6:00 adjourn

Register at: HorizontalHive.com

VENUE & SETTING

Venue: **Rockbridge Trout Ranch**, Rockbridge, MO 65741

Web: rockbridgemo.com

Phone / Accommodations: (417) 679-3619 – **reference "Dr Leo's Beekeeping Seminar"**

The workshop venue is the beautiful Rockbridge Trout Ranch (rockbridgemo.com) – a scenic resort nestled in nature, surrounded by thousands or acres of Ozark's forest hills. The bluff-edged spring-fed river with crystal-clear waters, a historic mill, and a waterfall are within sight of the conference room, restaurant, and the rooms! The location offers – in addition to all modern amenities, accommodation, and dining – hiking trails, horse riding, trout fishing, hunting, float trips, and more. We *love* this place and we are sure you will love it as well!

ACCOMMODATION OPTIONS

Rockbridge is a very popular destination and they sell out *months* in advance! **Please call Rockbridge (417) 679-3619 and reference "Dr Leo's Beekeeping Seminar" to book your room.** Standard rooms are \$92.50 / night; they also offer deluxe rooms (\$109), and suites (\$149).

Budget accommodation options in the area include:

- **Super 8** (30 minutes north of Rockbridge in Ava, Missouri). *Address:* 1711 S Jefferson St, Ava, MO 65608 • *web:* www.super8.com/hotels/missouri/ava/super-8-ava/rooms-rates • *phone:* 800-536-0519 • *rates:* \$64.
- **Lost Cabins Resort** (40 minutes east of Rockbridge on County Road 382 in Dora, MO off of Hwy 181) • *web:* www.lostcabins.com • *phone:* 417-261-1409 • *rates:* camping \$10; rooms and cabins from \$55.
- **Twin Bridges Campground** (40 minutes east of Rockbridge at the intersection of Hwy 14 and 181) • *web:* www.twinbridgescanoe.com • *phone:* 417-256-7507 • *rates:* camping \$10; rooms and cabins from \$85.

GETTING THERE

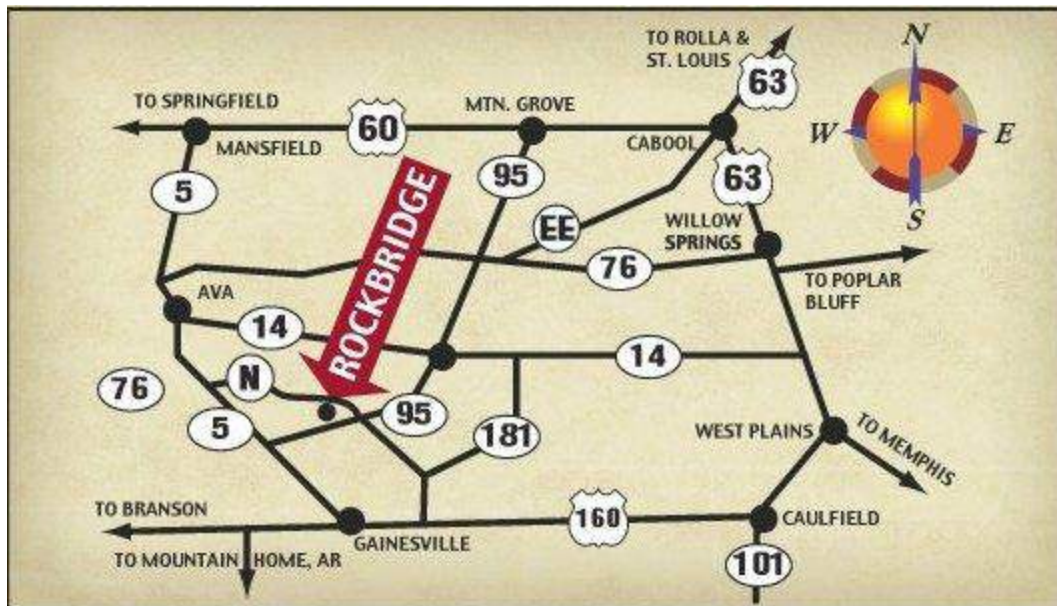
Rockbridge is located on *Highway N* in Ozark County, South-Central Missouri.

The nearest airport is **Springfield, Missouri (SGF) - 90 miles**. Other airports include:

- St. Louis, Missouri (STL) – 215 miles
- Kansas City, Missouri (MCI) – 270 miles
- Northwest Arkansas Regional (XNA) – 170 mi
- Little Rock, Arkansas (LIT) – 190 mi
- Memphis (MEM) – 230 mi

DRIVING DIRECTIONS

- **Do not use GPS or you'll get lost!**
- From SPRINGFIELD: 60 E to Mansfield; RIGHT on Hwy 5 S to Hwy N; LEFT on Hwy N to Rockbridge. Link to map: tinyurl.com/n2m88vs
- From ST LOUIS: I-44 W to Rolla; 63 S to Cabool; 60 W to Mountain Grove; 95 S to N; turn Right on N, 2 miles to Rockbridge. Link to map: tinyurl.com/nn72wkwf



WEATHER

- **March** weather is usually quite warm and sunny during the day, with colder nights. The average temperatures are 60° F (15° C) during the day and 34° F (1° C) at night.
- **October** weather is usually quite warm and sunny during the day, with colder nights. The average temperatures are 67° F (19° C) during the day and 42° F (6° C) at night. But we can also get night frosts, or it can get cold and rainy.
- Check Rockbridge weather at www.weather.com/weather/5-day/USMO0763

CELL PHONE RECEPTION

Rockbridge is a remote haven nestled among forest hills; there is almost no cell phone reception. US Cellular may (just may) get some coverage there, but AT&T or Verizon won't work at all. So tell your family and friends not to worry if you disappear from their radar screen for two days. Rockbridge does have WiFi Internet and land line phone service.

FOOD AND DINING

We'll provide tea, coffee, water, and healthy organic snacks during breaks. The main meals are not included and you can eat at the Rockbridge restaurant or bring food with you. **Rockbridge has no grocery store.** Their restaurant is nice and reasonably priced, but conventional (non-organic). They serve their own trout (raised on the premises), and a choice of side dishes, other entrees, soups, sandwiches and salads. If you prefer organic food, your best choice is to bring some from home or buy on your way to Rockbridge:

- If you fly into Springfield, the **Hy-Vee supermarket** at 1720 West Battlefield Rd offers a wide selection of organic foods and is open 24/7.
- If you come through St. Louis, it has a big **Whole Foods** store at 1160 Town and Country Crossing, Town and Country, MO 63017 - open 8 am to 10 pm.).
- The nearest health food store is in Ava, Missouri: **Jean's Healthway**, 133 South Jefferson Street, Ava, MO 65608 (open M-F 9am to 6pm and Sat 9am to 5pm).


Arriving at ROCKBRIDGE, MISSOURI



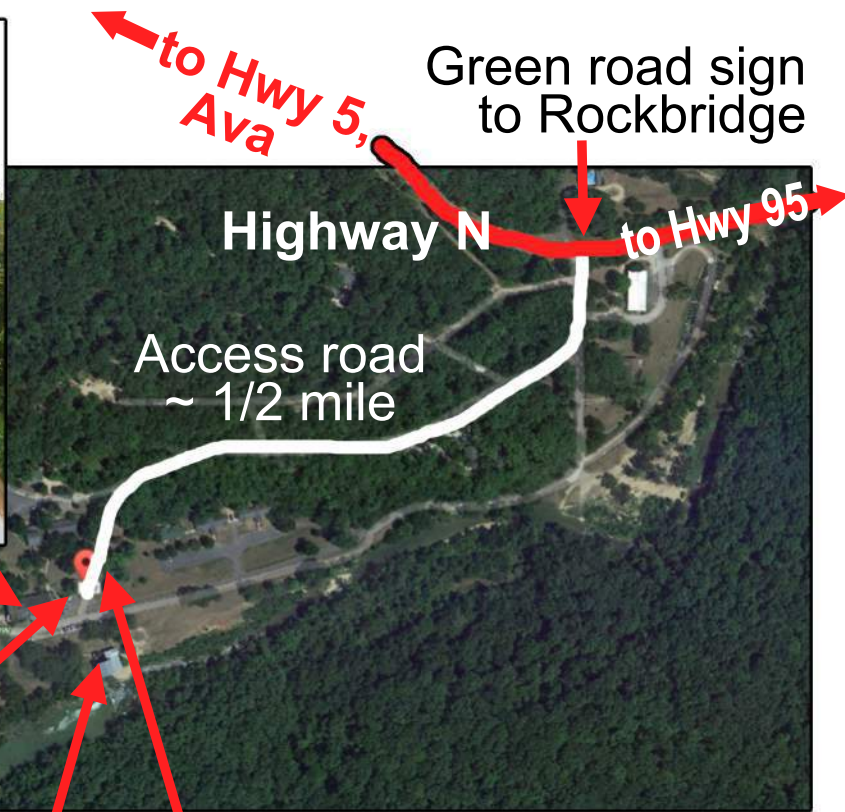
Main lodge, restaurant, and lodging check-in



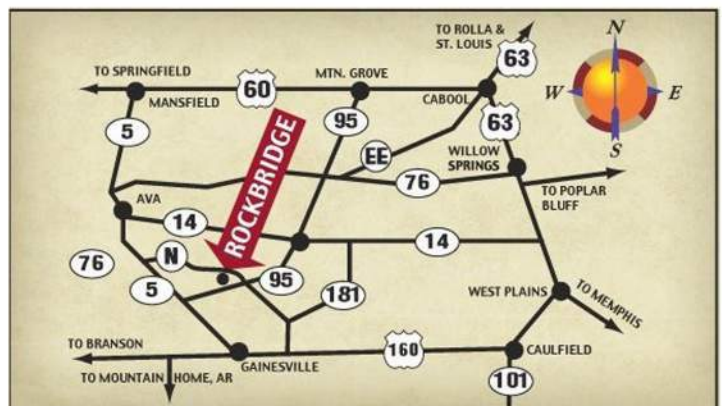
Rockbridge Bank



Red Rockbridge mill



Meeting-room place
The seminar is here!



Testimonials -- Natural Beekeeping Workshops with Dr Leo Sharashkin

"Fantastic crash course in keeping bees naturally. Fast-paced, action-packed, and to-the-point. You'll understand beekeeping -- and how it should be done."

-- *Garl, Bozeman, Montana*

"It was totally awesome!! Very comprehensive, clear and beautifully presented. I felt my soul expand with the deep knowledge and wisdom that Dr. Leo shared and imparted to me in the same way that he might expand the hive in the spring. I am deeply grateful for his work with the bees. Dr Leo's passion and love for the bees comes through so strongly. I now have confidence to go home and catch a swarm and keep bees naturally with a smile. :) Love, love, love the handouts. I was able to listen more instead of taking notes."

-- *Joanne, Hamilton, Montana*

"I wholeheartedly recommend Dr Leo's natural beekeeping workshop. He is a wealth of practical information in regards to bees, beekeeping and the importance of biodiversity. You will walk away impassioned and well prepared to keep bees in harmony with nature."

-- *Chris, Bozeman, Montana*

"Dr. Leo said so much that made sense to me that I finally gave up counting the "light bulb" moments. I am still just in awe of the information provided to us. Simple, honest, pure and sharing. I sat in amazement that we had this caliber of teacher/teachings right here in Bozeman at our own back doors! I cannot recommend this enough for anyone with an interest or desire in bees, especially if you're just considering them. I wish I had this knowledge 3 years ago when I decided to get bees. It would have saved me and the bees a lot of heartache. Dr. Leo is a warm and generous soul, sharing his wisdom and spreading the JOY of beekeeping with anyone who wants to learn."

-- *LaVonne*

"Empowering & Practical & Inspiring! I feel honored to have been able to be here. Exactly what I needed."

"I am so excited, energized, and wish the course was actually a class which would go on and on for a period of time like a course in college. Dr Leo was very available to questions, and even though the amount of information was overwhelming at times -- everything was understandable. Than you, thank you! I enjoyed your smile and enthusiasm and your peace!"

-- *Susan, Bozeman, Montana*

"Enlightening, Enriching, Exciting. Thank you for bee-ing here! Thank you for sharing your passion, knowledge, and experiences with us! We need you, your passion, and your work -- the planet needs you! So completely satisfied and so grateful for the workshop."

-- *Dannette, Bozeman, Montana*

"I wish everyone interested in bees could experience Dr Leo's workshop, whether they already have bees or not. It all made so much sense."

-- *LaVonne*

"This was a great workshop. It answered all my questions and the combination of good pictures and explanation made things very clear to this beginner. Thank you."

"Excellent weekend! I enjoyed every minute."

-- *Jeff, Townsend, Montana*

"Such an amazing practice you share with us. The principles are so simple and realistic, it makes sense. This ancient wisdom is wonderful to have. Working with a horizontal hive is the only way to go. Thank you for sharing your knowledge."

"Thank you Leo! :) I loved how clear and fast paced your information is presented."

"FANTASTIC! I would recommend it to anyone who has bees or is interested."

"The course was very well organized. Dr Leo covered a lot of material during the weekend but I never felt overwhelmed. His presentation was informative, easy to follow, and inspiring."

"Ah! This was a wonderful workshop. A tremendous amount of information and contagious enthusiasm. I believe everything was covered that I had concern over. Thank you so much!"

